










# Sector Report 4/15/18



Lone Wolf Trading

Finally some sector rotation worth discussing. Energy holding the top spot now. Tech and materials bumping up 6 spots is significant. Consumer discretionary, consumer staples and financials moving lower to the bottom ranks. Most of these moves are inline with our analysis below.

## Sector Rankings

Rank	Ticker	Change
1	XLE	 2
2	XLK	 6
3	XLB	 6
4	XLV	 3
5	XLU	 -4
6	XLI	 0
7	XLY	 -5
8	XLP	 -4
9	XLF	 -4

Market: XLE (Energy ETF)

Reason for observation: Break of daily consolidation

Short-term bias: Neutral

Long-term bias: Neutral

Energy names following crude's movements to the upside.  
However, not really anything to get too excited about just yet.



Market: XLF (Financials ETF)

Reason for observation: Daily bear flag setup

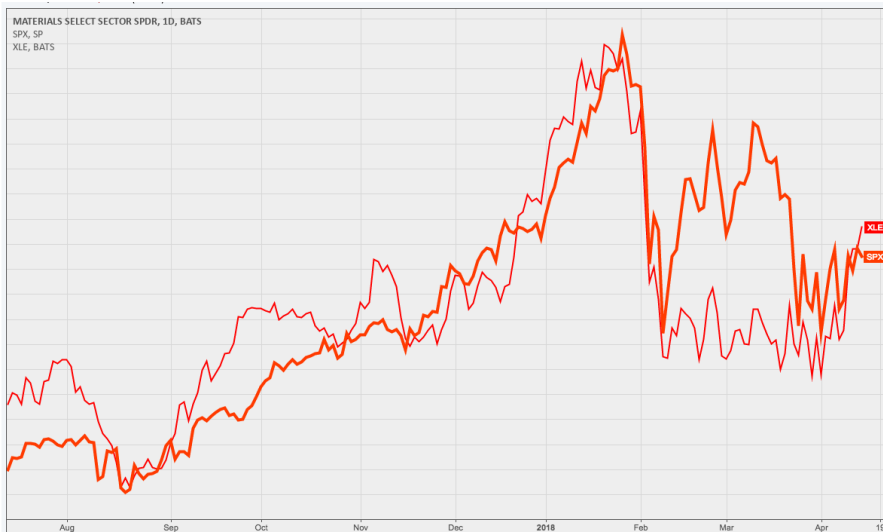
Short-term bias: Bearish

Long-term bias: Bullish

Fins definitely looking ready to move lower. Do not want to be buying weakness in financial stocks.



A clear visual of energy stocks beginning to outperform the general market. That strength is noted.



Bulls definitely want to see this ratio start to head higher again. Should the general market rally this risk on indicator will likely follow.

